



**Merlin**  
the automatic choice

# SilentDrive®



**DOOR TYPES:** residential rolling garage doors **DOOR SIZE:** up to 18m<sup>2</sup>

## Key Benefits



**Compliant to Australian and New Zealand Standard AS/NZS 60335-2-95**



### Security+2.0

Transmitters communicate on multiple frequencies with encrypted rolling code. This ensures the strongest frequency is selected every time, virtually eliminating interference while providing the highest level of security.



### Up to 75% less energy\*

Advanced technology uses less than 1 watt of power whilst in standby mode, meeting the world's toughest energy standards.



### Quiet and Powerful Motor

The powerful and fast DC motor is quiet and built to last with the strength to open any branded domestic door.



### Improved Transmitter Range

Tested against other products, these transmitters have up to 18% better range which means you can start opening your garage door sooner.



### Soft Start / Stop Function

Designed to ensure smooth and quiet door operation.



### Works even when the power is out

Optional Evercharge® Battery backup system ensures you can always operate your door even when there has been a power failure.



### 7 Year Warranty

Backed by a 7 year / 15,000 cycle warranty\*\* we stand behind our products with an after sales support team that we believe are the best in the industry.

## Standard Merlin Safety Features



### Premium Automatic Safety Reverse

With its automatic safety function your garage door will stop and reverse automatically if obstructed going down or stop going up.



### Automatic Force Sensing

Equipped with automatic force sensing, with each operation the garage door opener monitors and adjusts the force needed to open your garage door.



### Manual Release

In case of power failure you can simply activate the manual release to open your garage door.

\*when compared to other available products \*\* conditions apply

## Kit Contents



1 x Powerhead



2 x Three channel key ring mini-transmitters E945M




Wireless wall button E128M

Weight bar



## SPECIFICATIONS

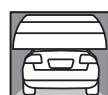
- 12V DC motor with thermal overload protection
- Input voltage: 240V AC
- Rated door area up to 18m<sup>2</sup>
- Drum rotations: 4.5
- Max door weight: up to 100kg
- Max peak pulling force: 550 N
- Minimum side room 45mm
- 433.30, 434.54, 433.92 MHz AM radio with Security+2.0 encrypted rolling code technology.
- Up to 64 memory registers
- Garage illumination: 12 premium ultrabright LEDs
- Noise rating 1M : 59DB



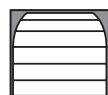
## DOOR SPECIFICATIONS

- Maximum lifting under spring tension = 20 Kgs
- Suitable for steel spring balanced doors

## DOOR OPENING AND CLOSING TIMES



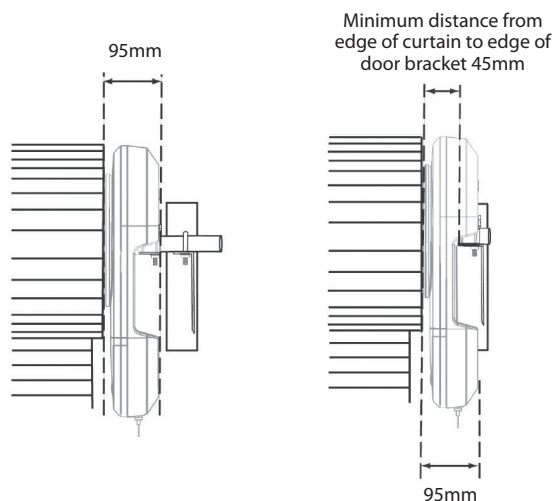

13 seconds



13 seconds  
(based on a 2.3m high door)

Door height: 4.5m, 3.0m, 2.3m Door width: 6.0m, 5.0m, 3.5m  
Single dwelling, max door weight: up to 100kg

## TYPICAL INSTALLATION



## OPTIONAL ACCESSORIES



Wall or visor mounted three  
channel transmitter  
E943M



Wall or visor mounted single  
channel transmitter  
E940M



Wireless keypad  
E840M



Battery backup unit with  
quick connect socket  
E475M



Protector system  
safety beam sensors  
774ANZ

**CHAMBERLAIN®**

The World's Largest Manufacturer of Garage Door Openers

**Australia** Phone: 1800 638 234 Fax: 1800 888 121 Web: [gomerlin.com.au](http://gomerlin.com.au)

**New Zealand** Phone: 0800 653 667 Fax: 0800 653 663 Web: [gomerlin.co.nz](http://gomerlin.co.nz)

™ Trademark of The Chamberlain Group, Inc. ® Registered Trademark of the Chamberlain Group, Inc.  
© 2015 The Chamberlain Group, Inc.